
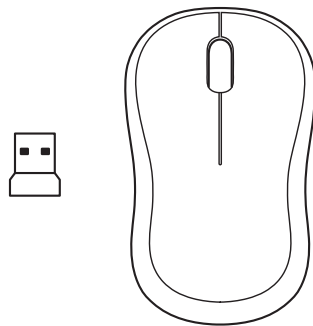


# WIRELESS COMBO MK360

## Setup Guide Guide d'installation



K360



M185

## CONTENTS

English . . . . .3

Français . . . . .7

Español . . . . . 11

Português . . . . . 15

# KNOW YOUR PRODUCT


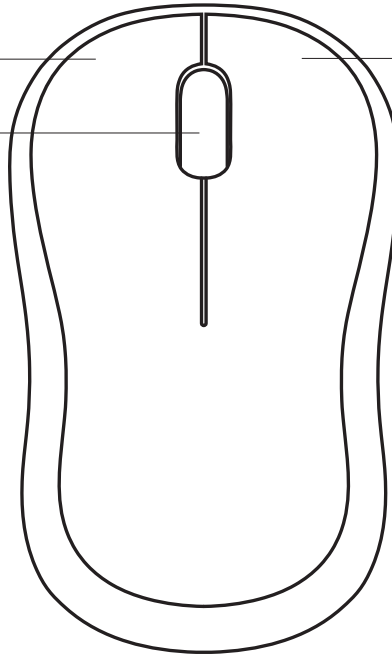
## MOUSE FEATURES

Left mouse buttons


Right mouse buttons

Scroll wheel

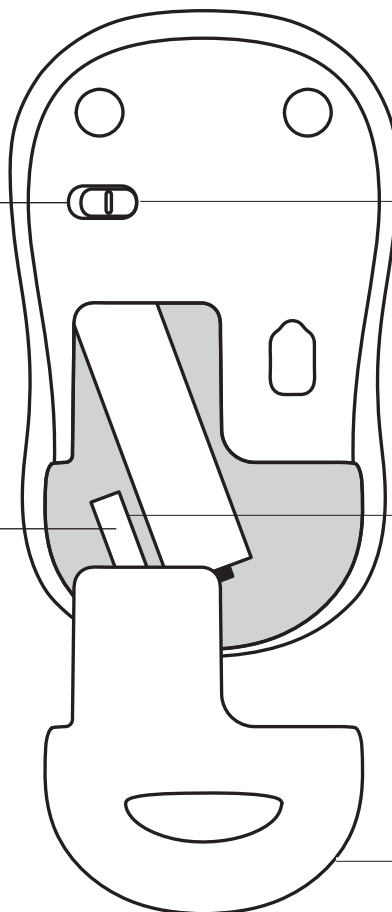
Press the wheel down for middle button (function can vary by software application)



On/Off slider switch



USB Nano receiver storage



Battery door release

## KEYBOARD FEATURES

Hot keys	
	Media navigation
	Volume adjustment

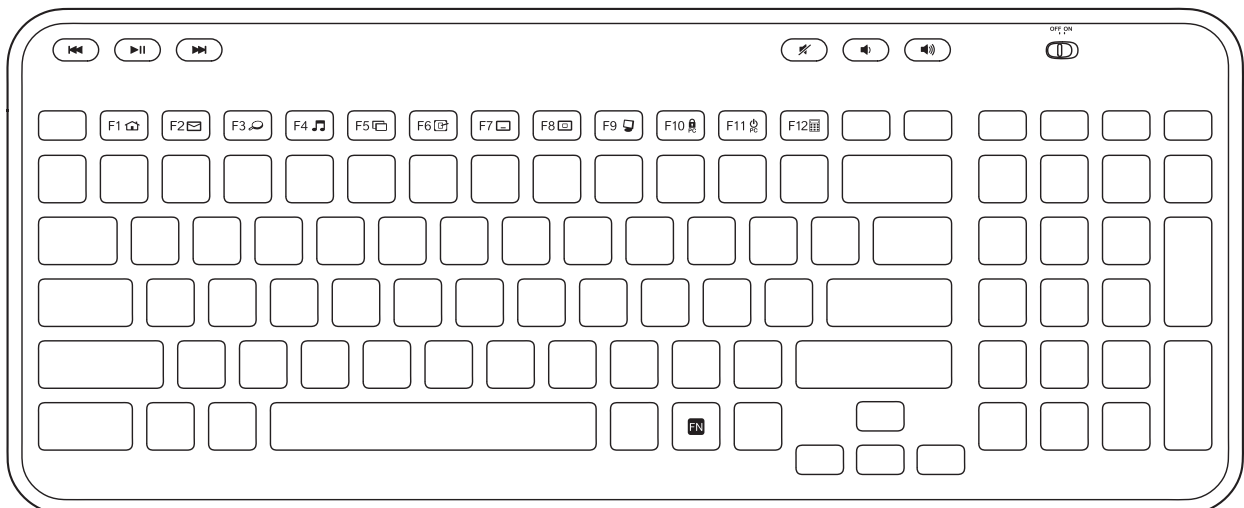


## ENHANCED F-KEYS

To use the enhanced F-keys, press and hold the Fn key, and then press the F-key you want to use.

FN keys			
	Launches Internet browser		Launches email application
	Launches Windows Search		Launches media player
	Flip		Shows desktop
	Minimizes window		Restores minimized windows
	My Computer		Locks PC
	Puts PC in standby mode		Launches calculator

To reprogram the enhanced F-keys, use the Logitech® SetPoint™ software, which you can download from [www.logitech.com/downloads](http://www.logitech.com/downloads).



## WHAT'S IN THE BOX

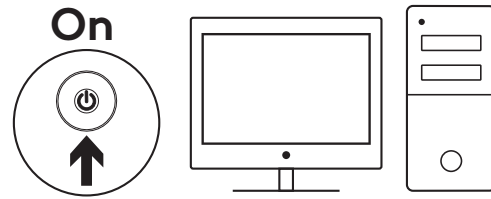
1. Logitech K360 Keyboard
2. Logitech M185 Mouse
3. AAA Battery x 2
4. AA Battery x 1
5. USB Nano receiver
6. User documentation



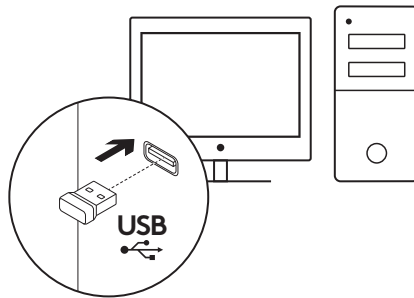
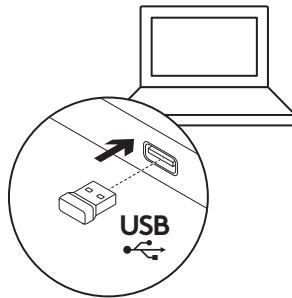
## CONNECTING THE KEYBOARD AND MOUSE

[www.logitech.com/support/mk360](http://www.logitech.com/support/mk360)


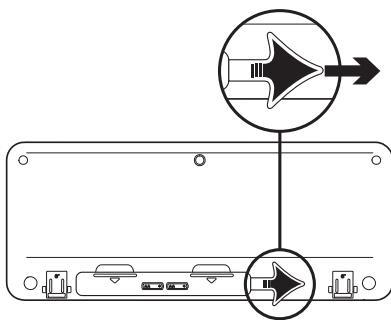
1



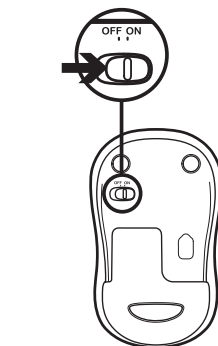
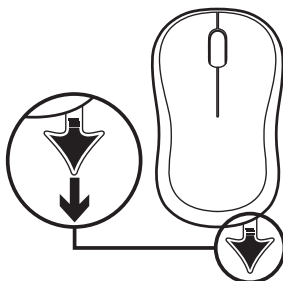
2



3



4



## **DIMENSION**

### **Keyboard:**

Height x Width x Depth: 23.82mm x 380.6mm x 155.65mm

Keyboard Weight (With Battery): 550g

Keyboard Weight (Without Battery): 505g

### **Mouse:**

Height x Width x Depth: 38.6mm x 59.8mm x 99.5mm

Mouse Weight (With Battery): 73.4g

Mouse Weight (Without Battery): 50.4g

### **Dongle:**

Height x Width x Depth: 6mm x 14mm x 19mm

Weight: 2g

## **SYSTEM REQUIREMENTS**

Windows® 10 or later, Windows® 8, Windows® 7, Windows Vista®, Windows® XP

Chrome OS™

USB port

Internet connection (for optional software download)

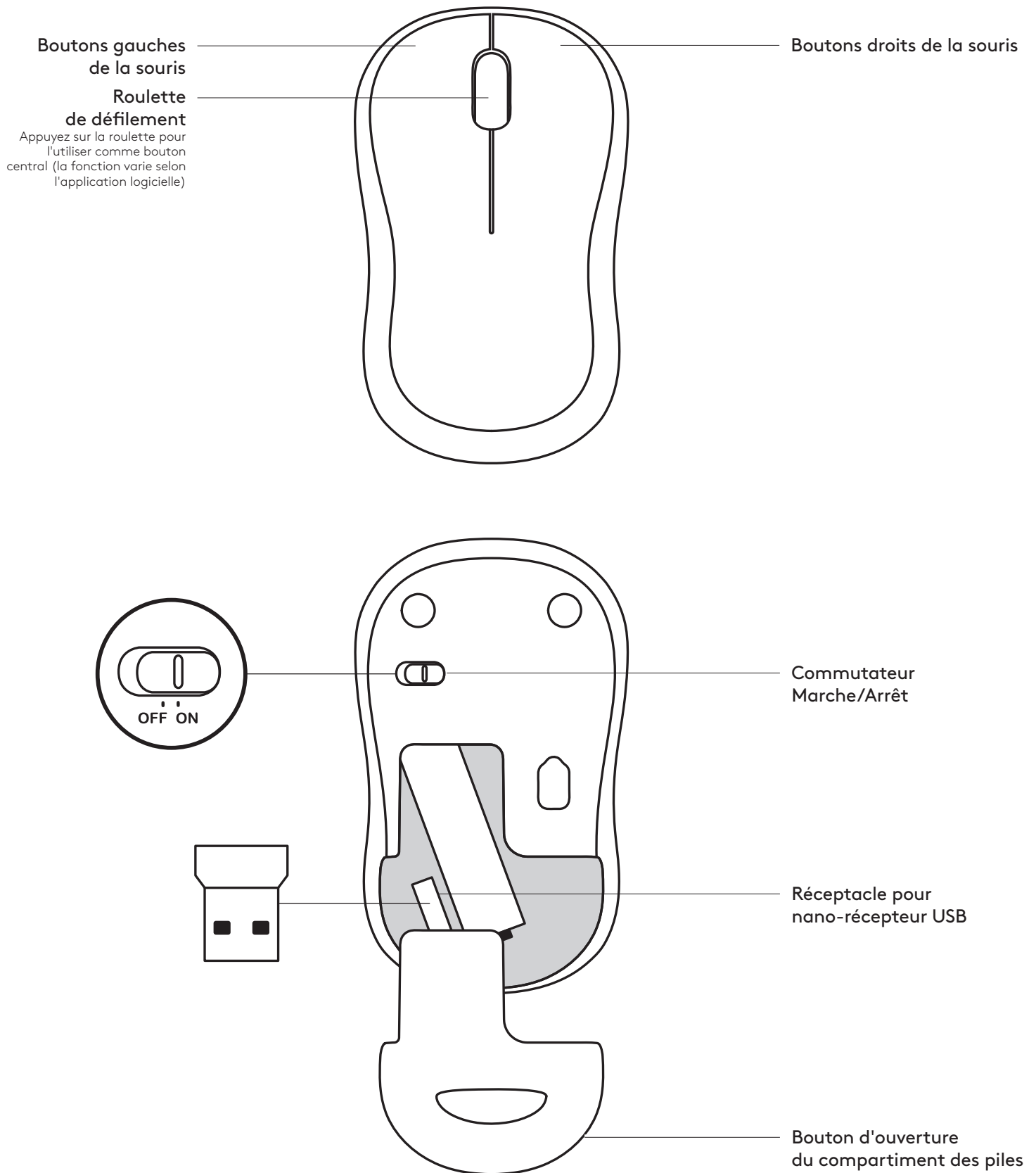
## **DRIVERS/SOFTWARE DOWNLOADS**

Logitech® software offers the capability to reprogram your keyboard F-keys.

[www.logitech.com/support/MK360](http://www.logitech.com/support/MK360)

# PRÉSENTATION DU PRODUIT

## FONCTIONS DE LA SOURIS



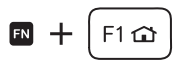
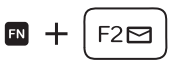


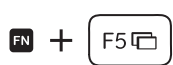
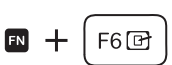
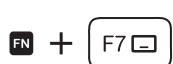
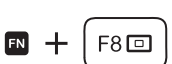

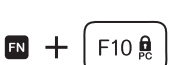
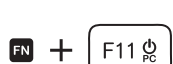
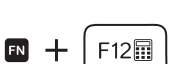
## FONCTIONS DU CLAVIER

Touches de raccourci	
 Navigation multimédia	 Réglage du volume




## TOUCHES DE FONCTION AVANCÉES

Pour utiliser les touches de fonctions avancées, appuyez sur la touche Fn sans la relâcher, puis sur la touche F de votre choix.

Touches FN			
	Lance le navigateur Internet		Lance l'application de messagerie électronique
	Lance la recherche Windows		Lance le lecteur multimédia
	Ouvrez		Affiche le bureau
	Réduit la fenêtre active		Restaure les fenêtres réduites
	Poste de travail		Verrouille l'ordinateur
	Met l'ordinateur en mode veille		Lance la calculatrice

Pour reprogrammer les touches de fonction avancées, utilisez le logiciel Logitech® SetPoint™, que vous pouvez télécharger sur [www.logitech.com/downloads](http://www.logitech.com/downloads).





## CONTENU DU COFFRET

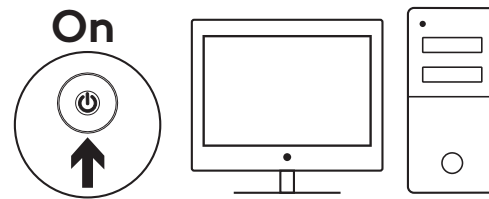
1. Clavier Logitech K360
2. Souris Logitech M185
3. Pile AAA x 2
4. Pile AA x 1
5. Nano-récepteur USB
6. Documentation utilisateur



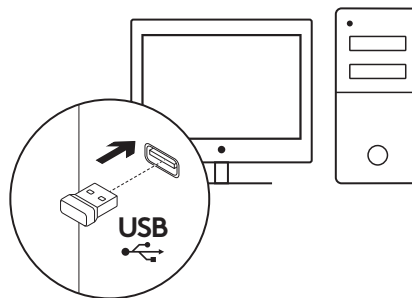
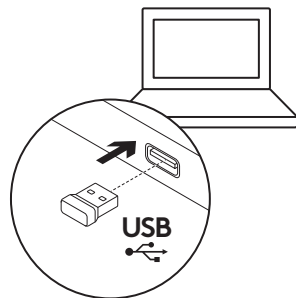
## CONNEXION DU CLAVIER ET DE LA SOURIS

[www.logitech.com/support/mk360](http://www.logitech.com/support/mk360)

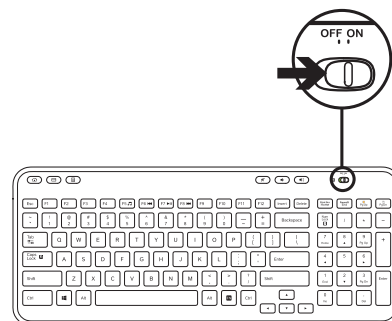
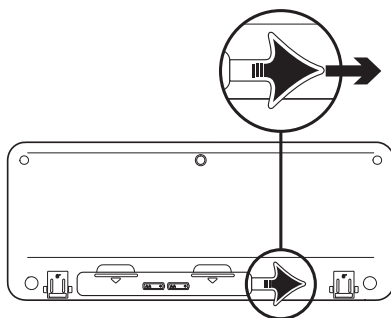
1



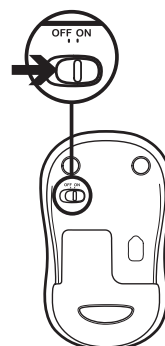
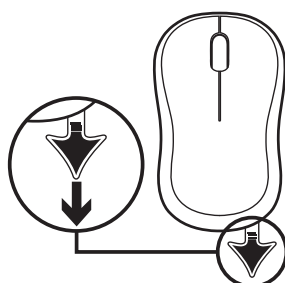
2



3



4



## **DIMENSIONS**

### **Clavier:**

Hauteur x Largeur x Épaisseur: 23,82mm x 380,6mm x 155,65mm

Poids du clavier (avec batterie): 550g

Poids du clavier (sans batterie): 505g

### **Souris:**

Hauteur x Largeur x Épaisseur: 38,6mm x 59,8mm x 99,5mm

Poids de la souris (avec batterie): 73,4g

Poids de la souris (sans batterie): 50,4g

### **Dongle:**

Hauteur x Largeur x Épaisseur: 6mm x 14mm x 19mm

Poids: 2 g

## **CONFIGURATION REQUISE**

Windows® 10 ou version ultérieure, Windows® 8, Windows® 7, Windows Vista®, Windows® XP

Chrome OS™

Port USB

Connexion Internet pour le téléchargement des logiciels facultatifs

## **TÉLÉCHARGEMENTS DE PILOTES/LOGICIELS**

Le logiciel Logitech® permet de reprogrammer les touches de fonction de votre clavier.

[www.logitech.com/support/MK360](http://www.logitech.com/support/MK360)

# COMPONENTES DEL PRODUCTO

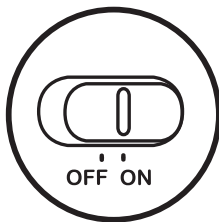
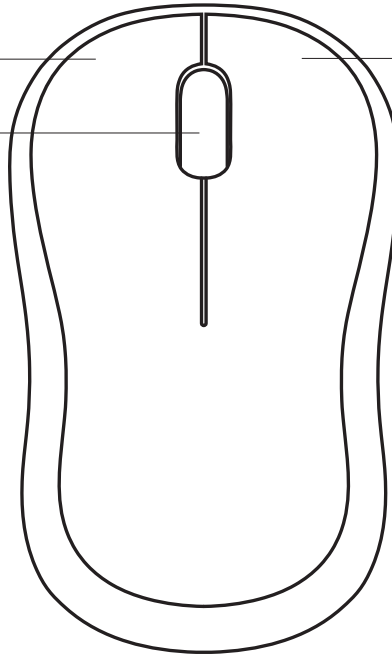
## CARACTERÍSTICAS DEL MOUSE

Botón izquierdo


Botón derecho

**Botón rueda**

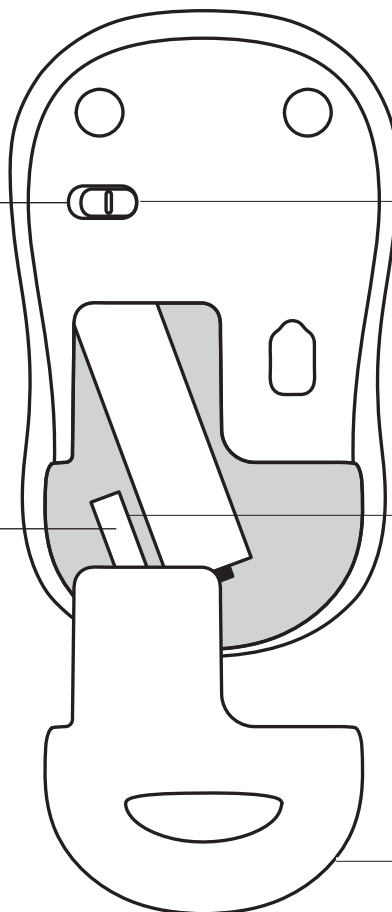
Presiona el botón rueda para usarlo como botón central (la función puede variar según la aplicación de software)



Conmutador de encendido/apagado



Almacenamiento del nano receptor USB



Botón de compartimento de baterías

## FUNCIONES DEL TECLADO

Botones de acceso rápido	
	Navegación multimedia
	Ajuste del volumen




## TECLAS F MEJORADAS

Para usar las teclas F mejoradas, mantén presionada la tecla FN y presiona la tecla F que desees usar.

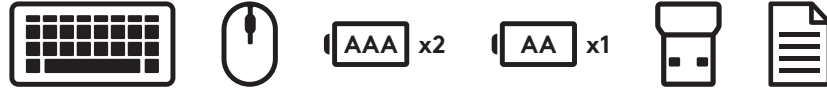
Teclas FN			
	Abre el navegador de Internet		Abre la aplicación de correo electrónico
	Inicia Búsqueda de Windows		Abre el reproductor de medios
	Girar		Muestra el escritorio
	Minimiza la ventana		Restaura las ventanas minimizadas
	Mi PC		Bloquea la PC
	Activa el modo de espera de la PC		Abre la calculadora

Para volver a programar las teclas F mejoradas, usa el software Logitech® SetPoint™, que puedes descargar desde [www.logitech.com/downloads](http://www.logitech.com/downloads).



## CONTENIDO DE LA CAJA

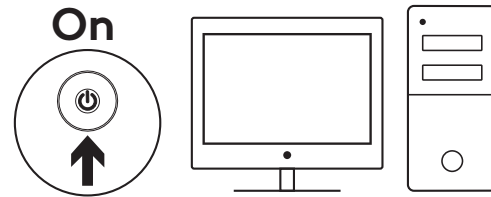
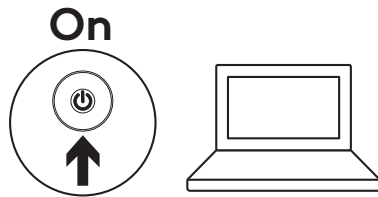
1. Teclado Logitech K360
2. Mouse Logitech M185
3. Dos baterías AAA
4. Una batería AA
5. Nano receptor USB
6. Documentación del usuario



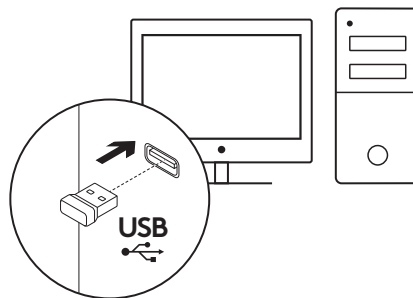
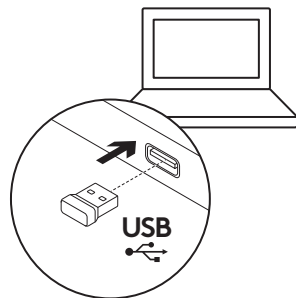
## CONECTAR EL TECLADO Y EL MOUSE

[www.logitech.com/support/mk360](http://www.logitech.com/support/mk360)

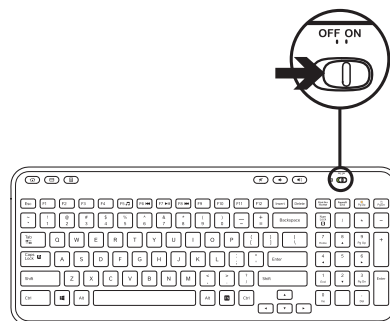
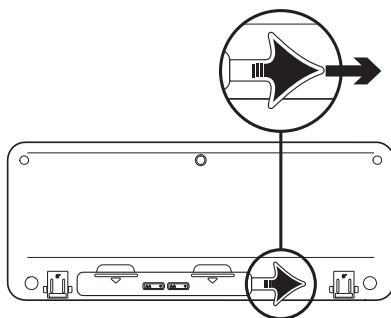
1



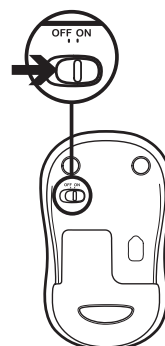
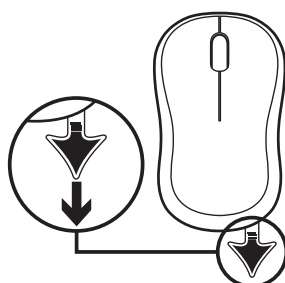
2



3



4



## **DIMENSIONES**

### **Teclado:**

Altura x Anchura x Profundidad: 23,82 mm x 380,6 mm x 155,65 mm

Peso del teclado (con baterías): 550 g

Peso del teclado (sin baterías): 505 g

### **Mouse:**

Altura x Anchura x Profundidad: 38,6 mm x 59,8 mm x 99,5 mm

Peso del mouse (con baterías): 73,4 g

Peso del mouse (sin baterías): 50,4 g

### **Llave:**

Altura x Anchura x Profundidad: 6 mm x 14 mm x 19 mm

Peso: 2 g

## **REQUISITOS DEL SISTEMA**

Windows® 10 o posteriores, Windows® 8, Windows® 7, Windows Vista®, Windows® XP

Chrome OS™

Puerto USB

Conexión a Internet (para descarga de software opcional)

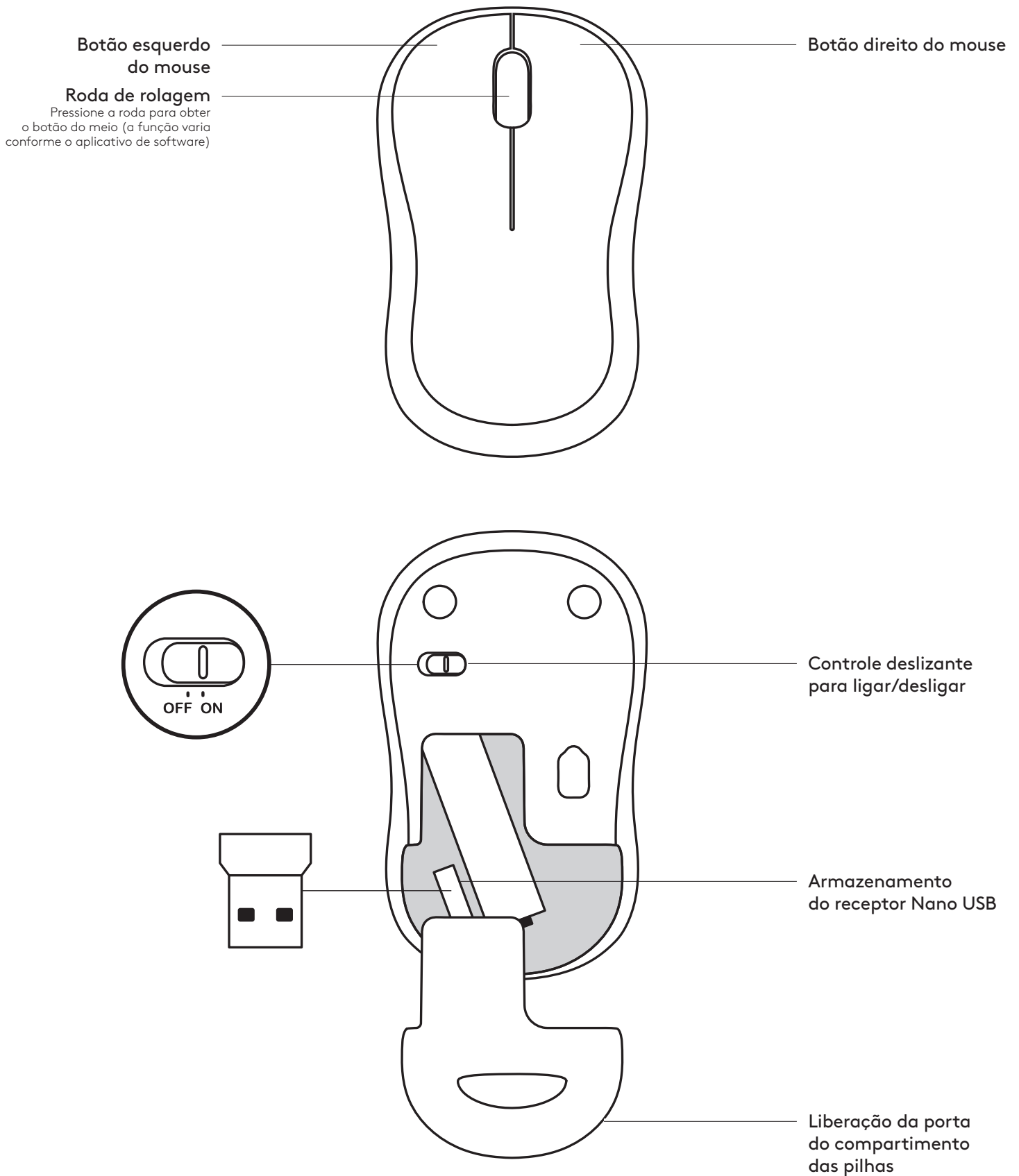
## **DESCARGAS DE CONTROLADORES/SOFTWARE**

El software Logitech® ofrece la posibilidad de reprogramar las teclas F del teclado.

[www.logitech.com/support/MK360](http://www.logitech.com/support/MK360)

## CONHECER O PRODUTO

### RECURSOS DO MOUSE



## RECURSOS DO TECLADO

Teclas de atalho			
  	Navegação de mídia	  	Ajuste de volume




## TECLAS F OTIMIZADAS.

Para usar as teclas F aprimoradas, mantenha pressionada a tecla Fn e pressione a tecla F que deseja usar.

Teclas FN			
 + 	Inicia o navegador da Internet	 + 	Inicia o aplicativo de e-mail
 + 	Inicia a pesquisa no Windows	 + 	Inicia o reprodutor multimídia
 + 	Vire	 + 	Mostra área de trabalho
 + 	Minimiza janela	 + 	Restaura janelas minimizadas
 + 	Meu computador	 + 	Bloqueia PC
 + 	Coloca PC em modo de espera	 + 	Inicia a calculadora

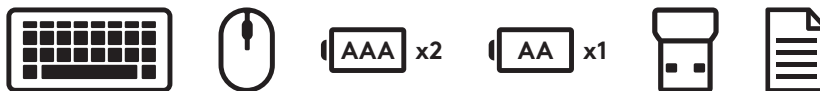
Para reprogramar as teclas F avançadas, faça o download do software Logitech® SetPoint™ software em [www.logitech.com/downloads](http://www.logitech.com/downloads).





## CONTEÚDO DA CAIXA

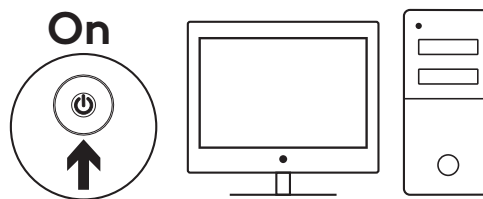
1. Teclado Logitech K360
2. Mouse Logitech M185
3. 2 pilhas AAA
4. 1 pilha AA
5. Receptor nano USB
6. Documentação do usuário



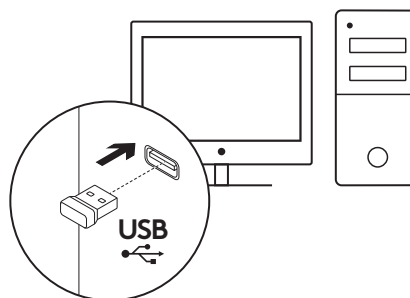
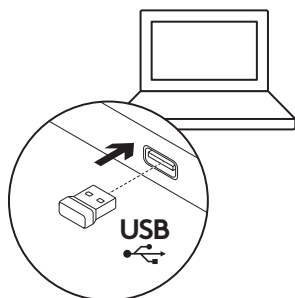
## CONECTANDO TECLADO E MOUSE

[www.logitech.com/support/mk360](http://www.logitech.com/support/mk360)

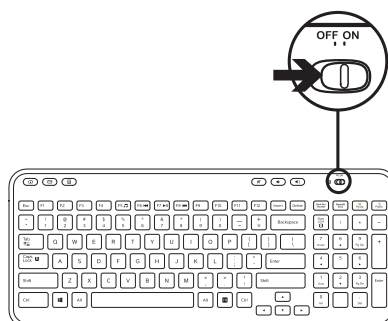
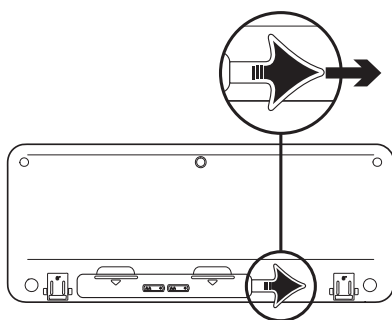
1



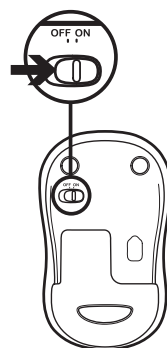
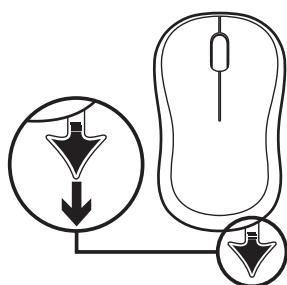
2



3



4



## **DIMENSÃO**

### **Teclado:**

Altura x largura x profundidade: 23,82mm x 380,6mm x 155,65mm

Peso do teclado (com bateria): 550g

Peso do teclado (sem bateria): 505g

### **Mouse:**

Altura x largura x profundidade: 38,6mm x 59,8mm x 99,5mm

Peso do mouse (com bateria): 73,4g

Peso do mouse (sem bateria): 50,4g

### **Receptor:**

Altura x largura x profundidade: 6mm x 14mm x 19mm

Peso: 2g

## **REQUISITOS DE SISTEMA**

Windows® 10 ou superior, Windows® 8, Windows® 7, Windows Vista®, Windows® XP

Chrome OS™

Porta USB

Conexão com a Internet (para download de software opcional)

## **DOWNLOADS DE DRIVERS/SOFTWARE**

Software Logitech® Options oferece a capacidade de reprogramar as teclas F do seu teclado.

[www.logitech.com/support/MK360](http://www.logitech.com/support/MK360)