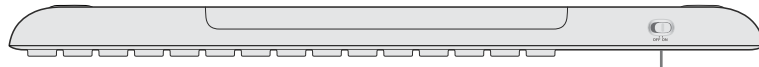





English
简体中文



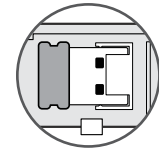
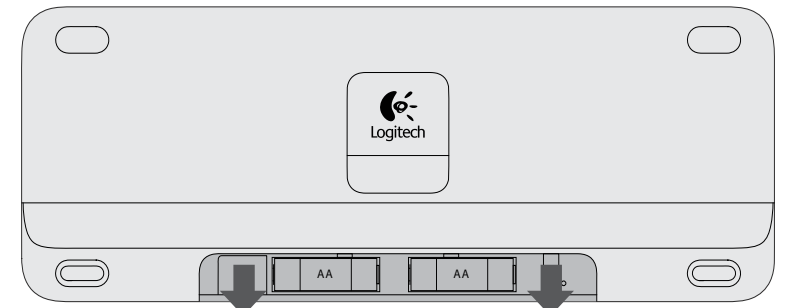
USB range extender
USB 范围延长器



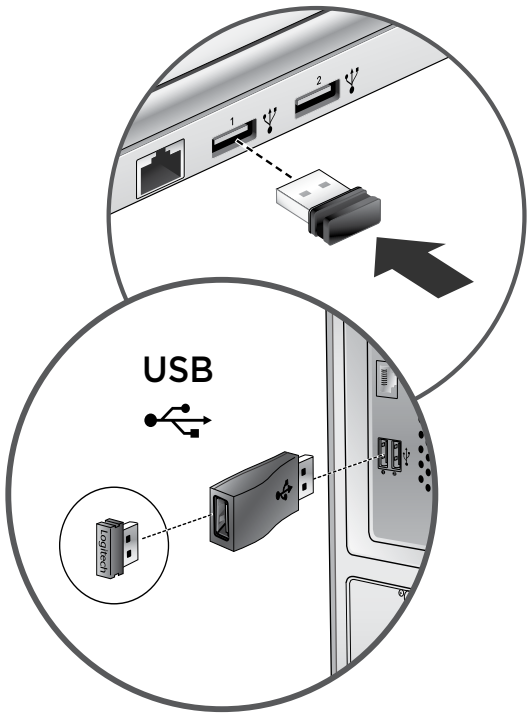
unifying



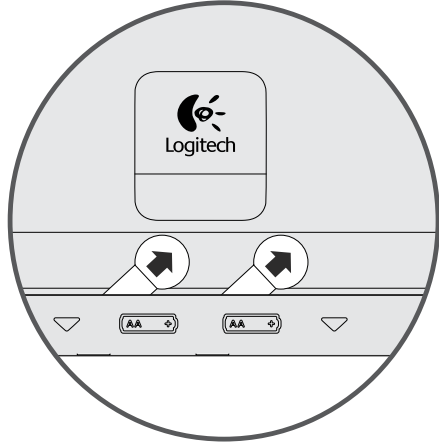
off/on



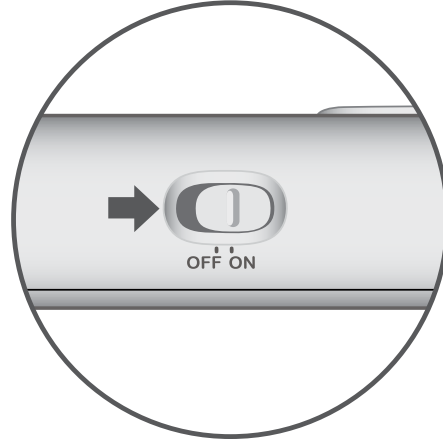
1



2



3



4

Software Installation

At the prompt, accept installation of Logitech software that adds support for function key customization.

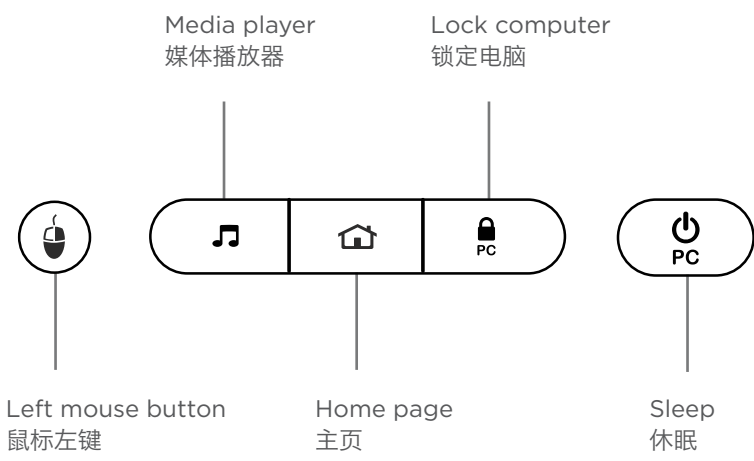


软件安装

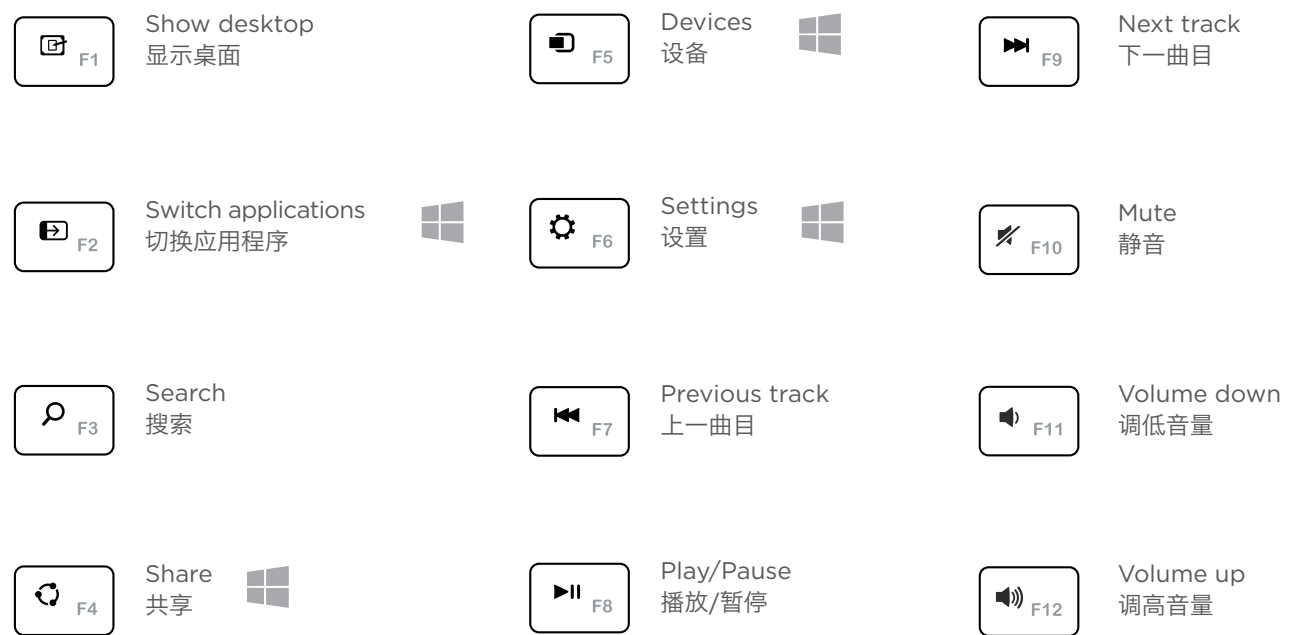
出现提示时，选择接受安装，罗技软件增加了对功能键定制的支持。

www.logitech.com/download/k400r

Hot Keys / 热键



Function Keys / 功能键



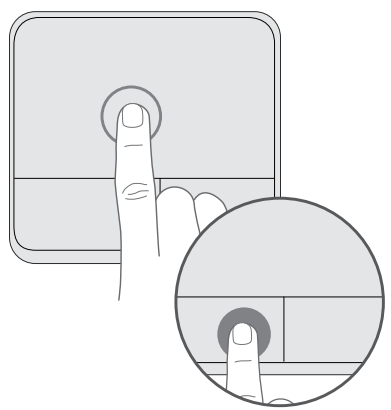
Symbol

A Windows 8 feature. Use Logitech SetPoint software to map these keys to other functions.

符号

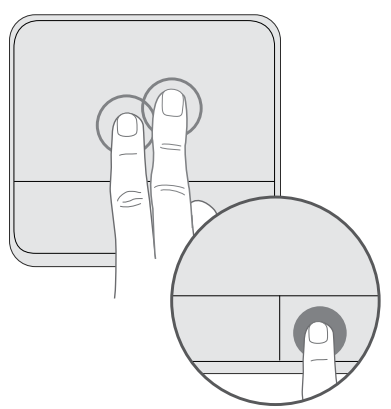
Windows 8 功能。使用罗技 SetPoint 软件可将其他功能映射到此类按键。

Gestures / 手势



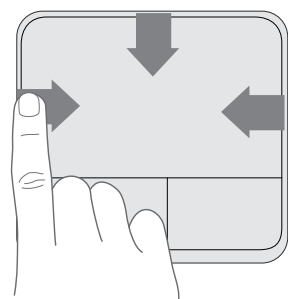
Left-click / 左键单击

Tap with one finger or press the left button
单指轻点或按左侧按钮




Right-click / 右键单击

Tap with two fingers or press the right button
双指轻点或按右侧按钮




Edge gestures (Windows 8) / 边界手势 (Windows 8)


Swipe from trackpad edge
从触控板边缘滑动



Previous application
上一应用程序

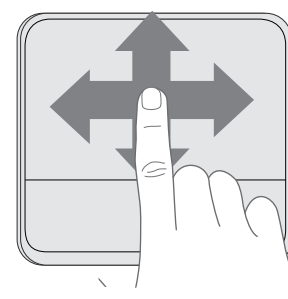


Show Charm bar
显示 Charm 工具栏



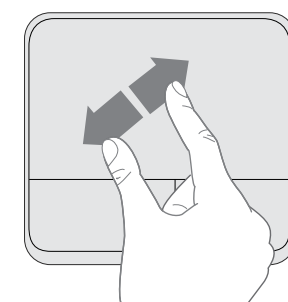
Show Application bar
显示应用程序栏

Using a previous version of Windows?
Press **FN** + right click to disable edge gestures.
正在使用上一版本的 Windows?
请按 **FN** 键 + 右键单击禁用边界手势。



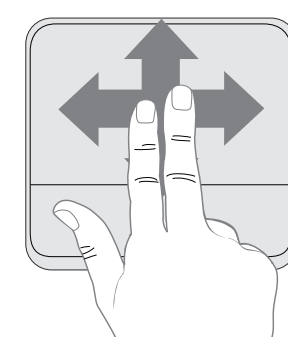
Move the cursor / 移动光标

Swipe in any direction
沿任意方向滑动



Zoom / 缩放

Pinch or spread
双指捏拉



Scroll / 滚动

Swipe in any direction
沿任意方向滑动

FN + left click disables tap gestures
FN + 左键单击禁用点击手势

Unifying

Logitech® Unifying technology connects up to six compatible Logitech mice and keyboards to the same receiver, using only one USB port for multiple devices. To learn more, visit the Unifying product page.

Unifying

罗技® Unifying 技术可将多达六个兼容的罗技鼠标和键盘连接至相同接收器，只需一个 USB 端口就可连接多个设备。如欲了解更多信息，请访问 Unifying 产品页面。

Visit the Product Page

While you're online, visit the Wireless Touch Keyboard Product Page, your destination for world-class support. In addition to software, you'll find tutorials, troubleshooting tips, and live forums.

访问产品页面

访问无线触控键盘的产品页面，在线获取世界级支持。除软件外，还可了解相关教程、故障排除技巧并访问论坛。

Troubleshooting

Touch Keyboard not working?

- Check to see you remove the battery tabs.
- Restart the keyboard by turning it off and then back on.
- Check if you have connected the Unifying receiver.
- Move the Unifying receiver to another USB port on your computer. (Try plugging the receiver directly into the computer instead of a USB hub.)
- Use the USB Range Extender for a stronger signal.
- Check the battery orientation. Replace the AA batteries.
- Some Function keys are for Windows 8 usage, use Logitech SetPoint software to map these keys to other functions.

Problem with gestures?

- Avoid resting unused fingers or your palm on the touch surface.

疑难解答

触控键盘不工作？

- 检查是否移除电池标签。
- 关闭后重新打开，以重新启动键盘。
- 检查是否已连接 Unifying 接收器。
- 将 Unifying 接收器连接到电脑的另一个 USB 端口。（尝试不通过 USB 集线器，直接将接收器连接到电脑。）
- 使用 USB 范围延长器增强信号强度。
- 检查电池方向。更换 AA 电池。
- 某些功能键设计用于 Windows® 8，使用罗技 SetPoint 软件可将其他功能映射到此类按键。

手势功能有问题？

- 避免其他不需要使用的手指或整个手掌触碰触摸表面。



www.logitech.com/support/unifying

www.logitech.com/support/k400r



www.logitech.com

Support / 支持

www.logitech.com/support/k400r

Table of Toxic and Hazardous Substances/Elements and their Content

产品中有毒有害物质或元素的名称及含量
根据中国《电子信息产品污染控制管理办法》

Keyboard 键盘						
有毒有害物质或元素						
部件名称	铅 (Pb)	汞 (Hg)	镉 (Cd)	六价铬 (Cr(VI))	多溴联苯 (PBB)	多溴二苯醚 (PBDE)
电缆 Cable	X	○	○	○	○	○
电路板组件 PWAs	X	○	○	○	○	○
塑料部件 Plastic parts	○	○	○	○	○	○
薄膜 Membrane	○	○	○	○	○	○
金属部件 Metal parts	X	○	○	○	○	○
橡胶圆盖 Rubber dome	○	○	○	○	○	○

○ = 表示该有毒有害物质在该部件所有均质材料中的含量均在 SJ/T11363-2006 标准规定的限量要求以下。
X = 表示该有毒有害物质至少在该部件的某一均质的含量超出 SJ/T11363-2006 标准规定的限量要求。

表中标有“X”的所有部件都符合欧盟 RoHS 法规

欧洲议会和欧盟理事会 2003 年 1 月 27 日关于电子电器设备中限制使用某些有害物质的 2002/95/EC 号指令


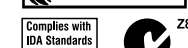
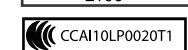
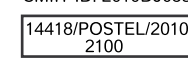
注：环保使用期限的参考标取决于产品正常工作的温度和湿度等条件

M/N:C-U0007

Rating: 5V ≡ 100mA

Approval No.: ETA-418/2010/WRLO

CMIIT ID: 2010DJ0355



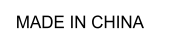

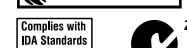
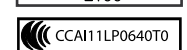
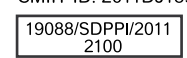
MADE IN CHINA

M/N:C-U0008

Rating: 5V ≡ 100mA

Approval No.: ETA-1115/2011/WRLO

CMIIT ID: 2011DJ1853



MADE IN CHINA

© 2012 Logitech. All rights reserved. Logitech, the Logitech logo, and other Logitech marks are owned by Logitech and may be registered. Apple, Mac, and the Mac logo are trademarks of Apple Inc., registered in the U.S. and other countries. Bluetooth is a registered trademark of Bluetooth SIG, Inc. All other trademarks are the property of their respective owners. Logitech assumes no responsibility for any errors that may appear in this manual. Information contained herein is subject to change without notice.

版权所有©2012 年罗技。罗技、罗技标志、Logitech 和其他罗技商标均归罗技所有，并或已注册。Apple、Mac 和 Mac 图标是 Apple Inc. 在美国和其他国家注册的商标。蓝牙是 Bluetooth SIG, Inc. 的注册商标。所有其它商标均是各自所有者的财产。罗技对于本手册中可能出现的任何错误不承担任何责任。本手册中包含的信息如有更改，恕不事先通知。

620-004514.004

