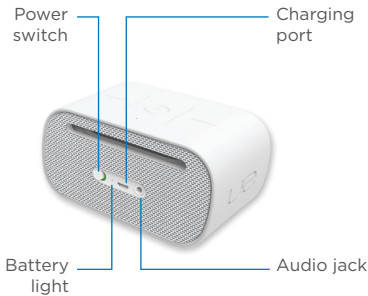
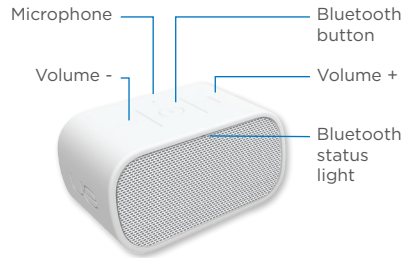




Mobile Boombox

Bluetooth® Speaker and Speakerphone
Setup Guide

Your UE Mobile Boombox

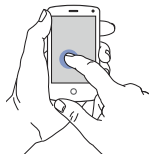


First-time setup

On the UE Mobile Boombox
Power on the speaker. The status light blinks rapidly, indicating the speaker is ready for pairing.



On your device
Go to Settings and turn on Bluetooth. Tap UE Mobile Boombox in the list of devices.

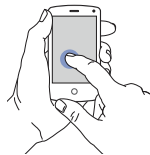


Set up more devices

On the UE Mobile Boombox
Hold down the Bluetooth button until the status light starts blinking rapidly.



On your device
Go to Bluetooth Settings. Tap UE Mobile Boombox in the list of nearby Bluetooth devices.



Reconnect a device

On your device

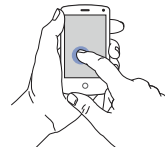
Go to Bluetooth Settings. Tap UE Mobile Boombox in the list of nearby Bluetooth devices.



Use as a speakerphone

On your device

When making or receiving a call, choose UE Mobile Boombox as your audio source.



On the UE Mobile Boombox

Speak in the direction of the microphone on top of the speaker.



Online support

Visit Product Central, your online destination for world-class support.

logitech.com/support/uemobileboombox

Find tutorials, troubleshooting tips, and guidelines for using UE Mobile Boombox with your Bluetooth enabled devices.

Product Central is also home to lively forums that connect you to a global community of knowledgeable users.

Telephone support

United States

+1 646-454-3200