



Logitech® G230 Stereo Gaming Headset

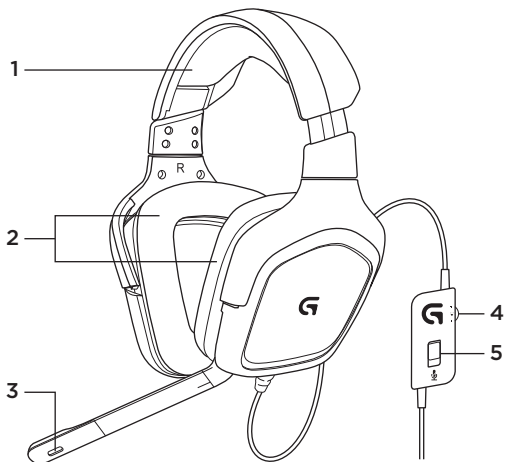
Guía de configuración

Guia de instalação



Español	3	Português	5
www.logitech.com/support 			7

Funciones



1. Audífono

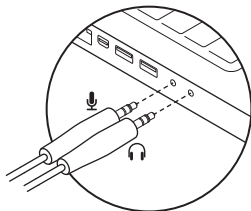
2. Almohadillas extraíbles

3. Micrófono

4. Control de volumen

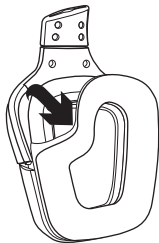
5. Conmutador de silencio de micrófono

Configuración



Limpeza de las almohadillas

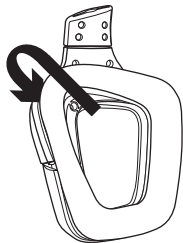
1. Extracción



2. Lavado

- Una vez extraídas, las almohadillas se pueden lavar en agua templada.
- Para secar, presionar con una toalla suave; no retorcer.
- Dejar secar al aire antes de volver a colocar.

3. Sustitución

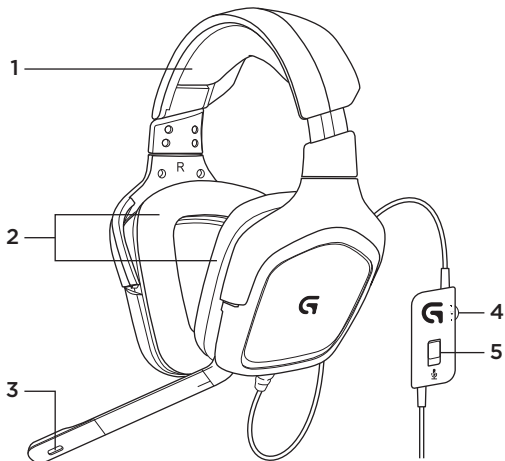


¿Cuál es tu opinión?

Nos gustaría conocerla, si puedes dedicarnos un minuto.
Te agradecemos la adquisición de nuestro producto.

www.logitech.com/ithink

Recursos



1. Headset

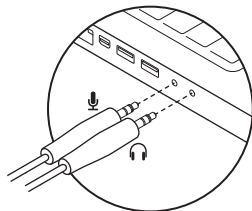
2. Conchas de ouvido removíveis

3. Microfone

4. Controle de volume

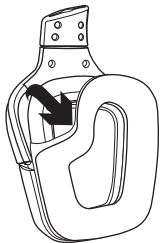
5. Interruptor de mute do microfone

Instalação



Limpeza das conchas de ouvido

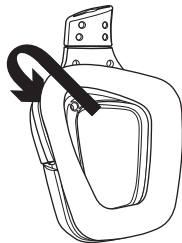
1. Remoção



2. Lavagem

- Uma vez removidas, as conchas podem ser lavadas a mão em água morna.
- Para secar, pressione com toalha macia, não torça.
- Antes de recolocá-las, deixe-as secar naturalmente.

3. Substituição



O que acha?

Reserve um momento para nos informar. Obrigado por adquirir nosso produto.

www.logitech.com/ithink

www.logitech.com/support/g230



Argentina	+00800-555-3284
Brasil	+0 800-891-4173
Canada	+1 866-934-5644
Chile	1230 020 5484

Colombia	01-800-913-6668
Latin America	+1 800-578-9619
Mexico	01.800.800.4500
United States	+1 646-454-3200



www.logitech.com

© 2013 Logitech. All rights reserved. Logitech, the Logitech logo, and other Logitech marks are owned by Logitech and may be registered. All other trademarks are the property of their respective owners. Logitech assumes no responsibility for any errors that may appear in this manual. Information contained herein is subject to change without notice.

620-005114.002

Model: A-00060