

 Logitech 罗技。

iS40

车载手机支架



Quick Start Guide
入门指南

English.	3
简体中文	9
www.logitech.com/support	15

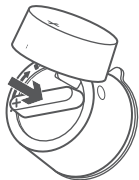
Package Contents

1. Single Twist +drive Mount
2. Metallic universal phone adaptor*
3. Dashboard mounting adaptor

* Included for use with second phone that does not have a Logitech Case.

Compatibility

+drive was designed to be used as part of the Logitech mobile system. However, the +drive Mount is compatible with any smartphone when used with the included metallic universal phone adaptor.



- Before installing on your dashboard or windshield, please move the +drive mount around to determine the best location for viewing without obstructing your view of the road.
- Clean the chosen area with a soft and slightly damp cloth.
- Press down on the +drive mount as you twist the locking mechanism.
- Place your case+ equipped smartphone on the +drive mount.



- +drive makes using your smartphone in the car the natural experience it should be. No more clips, no more hassles. Just install the sleek mount and use the free-mount system to secure your phone.
- Check visibility to make sure it is in the proper position and not disrupting your vision of the road.

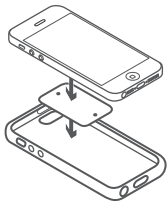
Optional accessories:

+drive Dashboard Mounting Adaptor

- If you plan to use the suction mount on your dashboard, we've included a circular adaptor plate with adhesive for your use. Utilizing the adaptor plate will create a flat glass-like surface that you can use anywhere on your dash or console.

+drive Universal Phone Adaptor

- Do you have multiple people using your car or maybe have both a work and a personal smartphone. Don't worry, we've got your second phone covered. We've included a metallic universal adaptor that can be adhered on the inside of most thin cases or placed on the outside of your larger case.



FAQ:

- **Will the magnets in the +drive car mount affect my smartphone?**

Nope! Your data is safe! The iPhones uses flash memory that isn't affected by magnetic fields. The same can't be said for 1990's floppy disks, though.

- **Will +drive magnetic mount's metal frame cause antenna interference or degrade my signal?**

In our testing, we found no degradation of the signal strength (using the iOS signal test utility) with a smartphone on or off the mount.

- **What is your warranty policy?**

Please reference the included Important Information Document for the warranty of your country.

- **My phone fell while I was using the +drive mounting function, Will you replace my phone?**

We stand by our products. That's why we offer a warranty that covers material and workmanship. However, we are not responsible for dropped/broken phones.

Tips & Care:

- +drive mounts best on flat surfaces. Please avoid mounting on ceilings or uneven/rough surfaces.
- We recommend turning off the vibrate function when using the +drive. (To prevent sliding)
- Magnets can present a choking hazard and be extremely dangerous if ingested.
- Please use care & common sense when using this product. We accept no responsibility for dropped/broken phones.

Go Beyond with the Logitech case+ system.

+drive is part of the Logitech case+ system. To learn more, please visit www.logitech.com/smartphone

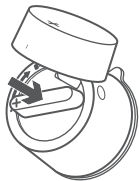
包装内容

1. 单旋钮 +车载手机支架 底座
2. 金属材质通用手机适配器*
3. 仪表板安装转接器


* 属内置组件，与不带罗技保护盒的第二部手机配合使用。

兼容性

+车载手机支架 设计用作罗技移动系统的一部分。但借助随附的金属材质通用手机适配器，+车载手机支架 底座可与任意智能手机兼容。



- 您可将 +车载手机支架 底座安装在仪表板或挡风玻璃上，但在安装前，请先将 +车载手机支架 底座调整至不影响观看路况的最佳位置。
- 用微湿的软布将所选区域擦拭干净。
- 在旋转锁定装置时，需向下按住 +车载手机支架 底座。
- 将装有 保护套 的智能手机置于 +车载手机支架 底座上。



- +车载手机支架 可让您在汽车中随心所欲地使用智能手机。无需更多夹具，告别诸多烦扰。一个底座即可帮您轻松搞定，它既外观时尚，又依托于可确保您手机安全无虞的自由安装系统。
- 务必进行视觉检查，以确保底座的位置不会干扰您观察路况。

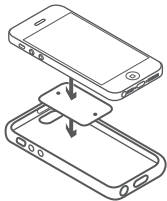
可选配件：

+车载手机支架 仪表板安装转接器

- 如果您想在仪表板上使用吸力底座，我们已随附圆形转接板以及安装用粘合剂。使用转接板可打造如平面玻璃般光滑的表面，仪表板或控制台的任意位置均可使用。

+车载手机支架 通用手机适配器

- 您的车是否正由多人使用，又或者您同时拥有工作及私人智能手机？不必担心，我们已为您的第二部手机进行了妥善考虑。我们已随附一个金属材质的通用适配器，该适配器可放置于大部分纤薄保护盒的内部或较大保护盒的外侧。



常见问答：

- **+车载手机支架 汽车底座中的磁体是否会影响我的智能手机？**
不会！您的数据非常安全！iPhone 所使用的闪存不会受到磁场的影响。但这一点不适用于 1990 的软盘。
- **+车载手机支架 磁性底座的金属框是否会干扰天线或者降低信号强度？**
经过测试，我们发现无论是将智能手机放置于底座上或是从底座取下，信号强度均不会降低（使用 iOS 信号测试设备）。
- **你们的质保政策包含哪些内容？**
请参阅随附的《重要信息文档》，了解我们针对您所在国家的质保政策。
- **我的手机在使用 case+车载手机支架 支撑功能过程中跌落，你们会负责更换手机吗？**
我们只对我们的产品负责。因此我们的质保范围覆盖材料以及工艺。但是，我们对于跌落/损坏的手机不承担任何责任。

提示与维护：

- +车载手机支架 在平面上固定得最为牢固。请避免将其安装在车顶或不平/粗糙的表面。
- 我们建议在使用 +车载手机支架 时关闭振动功能。(为防止滑动)
- 磁体可造成窒息危险，一旦吞咽后果极为严重。
- 使用本产品时，请使用护理常识。我们对于手机跌落/损害不承担任何责任。

了解关于罗技 保护套 系统的更多信息。

车载手机支架是罗技保护套系统的一部分。如欲了解更多信息，请访问 www.logitech.com/smartphone

Table of Toxic and Hazardous Substances/Elements and their Content

产品中有毒有害物质或元素的名称及含量
根据中国<<电子信息产品污染控制管理办法>>

手持通讯设备配件 Mobile Accessory						
有毒有害物质或元素 Toxic or Hazardous Substances and Elements						
部件名称 Parts Name	铅 (Pb)	汞 (Hg)	镉 (Cd)	六价铬 (Cr(VI))	多溴联苯 (PBB)	多溴二苯醚 (PBDE)
电源线/电源 Cable/Adaptor	X	0	0	0	0	0
电路板组件 PWAs	X	0	0	0	0	0
塑料外壳 Plastic enclosure	0	0	0	0	0	0
塑料部件 Plastic parts	0	0	0	0	0	0
金属部件 Metal parts	X	0	0	0	0	0
橡胶部件 Rubber parts	0	0	0	0	0	0

0 = 表示该有害物质在该部件所有均质材料中的含量均在SJ/T 11363-2006标准规定下。
X = 表示该有害物质至少在该部件的某一均质材料中的含量超出SJ/T 11363-2006标求。
表中标有“X”的所有部件均符合欧盟RoHS Recast法规- 2011/65/EU
指令。此表显示“罗技科技有限公司”的电子产品信息部件中何处存在这些有毒有害物质。该产品都包含上述所有部件。
注：环保使用期限的参考标准，取决于产品正常工作的温度和湿度等条件。



www.logitech.com

© 2014 Logitech. All rights reserved. Logitech, the Logitech logo, and other Logitech marks are owned by Logitech and may be registered. All other trademarks are the property of their respective owners. Logitech assumes no responsibility for any errors that may appear in this manual. Information contained herein is subject to change without notice.

版权所有 © 2014 年罗技。罗技、罗技标志、Logitech 和其他罗技商标均归罗技所有，并或已注册。所有其他商标均是其各自所有者的财产。罗技对于本手册中可能出现的任何错误不承担任何责任。本手册中包含的信息 如有更改，恕不事先通知。

620-006211.002