



Logitech® X50

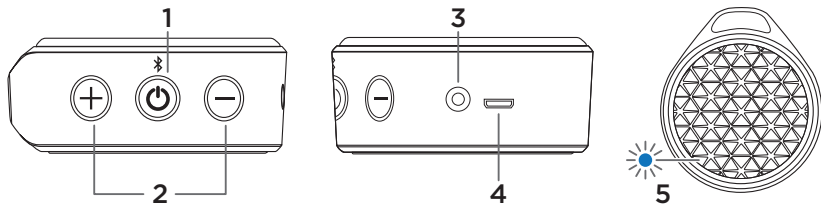
Product Manual | 产品手册



## Contents

English. . . . .	3	简体中文 . . . . .	8
------------------	---	----------------	---

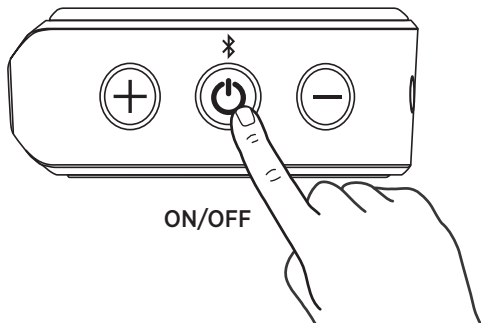
## Features



1. Power / *Bluetooth* Pairing Button
2. Volume Buttons
3. 3.5mm Aux-In Jack

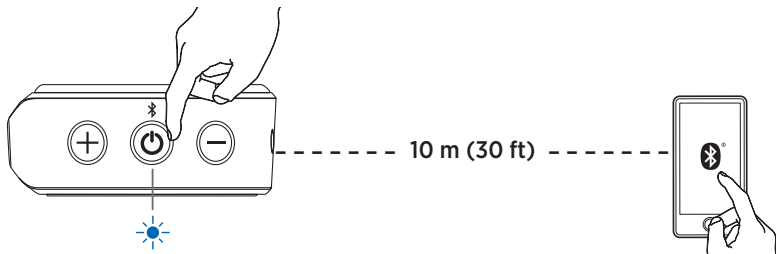
4. Micro USB Connector
5. Status LED

## Power



Note: To save power, X50 will automatically turn itself off after 15 minutes of no *Bluetooth* connection.

## Connection – via *Bluetooth*



### Pairing your first device

When you turn X50 on for the first time, it automatically goes into pairing mode and searches for a *Bluetooth* source device to pair with. X50 works with *Bluetooth*-enabled devices that support Advanced Audio Distribution Profile (A2DP), such as smartphones, tablets and personal computers.


### Pairing additional devices

To pair X50 with additional source devices, press and hold the Power / *Bluetooth* pairing button for 3 seconds. X50 will enter pairing mode, make a sound, and flash its *Bluetooth* LED while searching for another device. Once the next device is paired with, X50 will sound to confirm pairing and the *Bluetooth* LED will remain solid blue.

X50 will remember the last 8 devices it was connected to. The next time the speaker is turned on, it will attempt to reconnect automatically to the last device it was connected to before it was turned off.

X50's *Bluetooth* range is approximately 10 meters, or 30 feet. If you take your source device out of range, the connection will be suspended. X50 will automatically reconnect if the source device is brought back in range within 5 minutes. After 5 minutes, the active connection will be dropped.

## Connection - via Auxiliary input

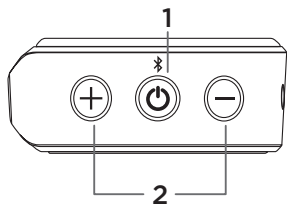


You can also connect X50 with any source devices using a 3.5mm auxiliary cable.

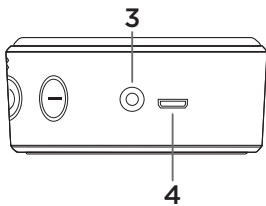
## LED Indication

	<i>Not Charging - Normal Battery</i>	<i>Not Charging - Low Battery</i>	<i>Charging</i>	<i>Fully Charged</i>
<i>Power Off</i>	<b>OFF</b>	<b>OFF</b>	<b>Breathing in PURPLE colour</b>	<b>OFF</b>
<i>Power On - Pairing</i>	<b>Fast blinking in BLUE colour</b>	<b>Fast blinking in RED colour</b>	<b>Fast blinking in PURPLE colour</b>	<b>Fast blinking in BLUE colour</b>
<i>Power On - Connectable</i>	<b>Slow blinking in BLUE colour</b>	<b>Slow blinking in RED colour</b>	<b>Slow blinking in PURPLE colour</b>	<b>Slow blinking in BLUE colour</b>
<i>Power On - Connected</i>	<b>Steady BLUE</b>	<b>Steady RED</b>	<b>Steady PURPLE</b>	<b>Steady BLUE</b>

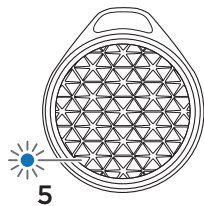
## 功能



1. 电源/蓝牙配对按钮
2. 音量按钮
3. 3.5 毫米辅助输入插孔

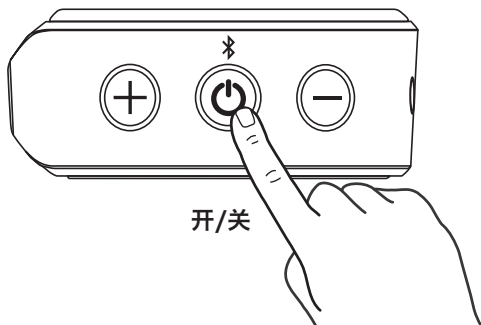


4. 微型 USB 接口
5. 状态 LED 指示灯



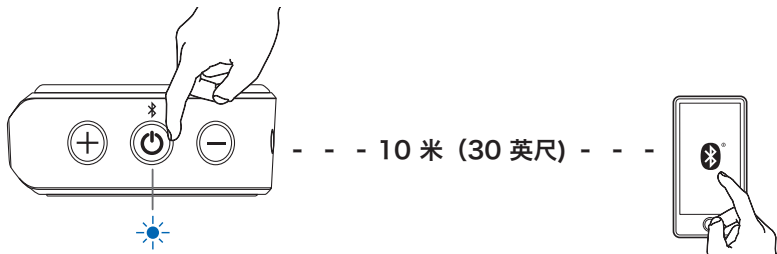


## 电源



1. 请注意：为节省电量，X50 将在蓝牙连接断开 15 分钟后自动关闭。

## 连接 - 通过蓝牙



### 与您的第一个设备配对

X50 在第一次开启时将自动进入配对模式并搜索要与之配对的蓝牙音源设备。X50 适用于支持高级音频传输模式 (A2DP) 且启用蓝牙功能的设备，例如智能手机、平板电脑和个人电脑。


### 多台设备配对

要将 X50 与其他音源设备配对，请按住电源/蓝牙配对按钮 3 秒钟。X50 将进入配对模式并伴有提示音，蓝牙 LED 指示灯在搜索另一个设备的过程中会不停闪烁。完成与下一个设备的配对后，X50 将发出提示音确认配对，同时蓝牙 LED 指示灯将恒亮蓝灯。

X50 将会记住最后 8 个曾连接的设备。当音箱再次开启时，将尝试自动重新连接关机前所连接的最后—一个设备。

X50 的蓝牙范围约为 10 米或 30 英尺。如果您的音源设备超出此范围，连接将会中断。如果 5 分钟内将音源设备重新移入此范围，X50 将重新自动进行连接。如果超过 5 分钟，有效连接将会终止。

## 连接 - 通过辅助输入接口



也可以通过 3.5 毫米的辅助连接线将 X50 与任何其他音源设备连接。

## LED 指示灯

	未充电 - 电量正常	未充电 - 电量低	正在充电	电池充电完成
关闭电源	关闭	关闭	紫色呼吸灯	关闭
开启电源 - 正在配对	快速闪烁蓝灯	快速闪烁红灯	快速闪烁紫灯	快速闪烁蓝灯
开启电源 - 可连接	缓慢闪烁蓝灯	缓慢闪烁红灯	缓慢闪烁紫灯	缓慢闪烁蓝灯
开启电源 - 已连接	稳定蓝灯	稳定红灯	稳定紫灯	稳定蓝灯

## 产品中有害物质的名称及含量

根据中国<<电子电气产品有害物质限制使用标识要求>>

有害物质 Hazardous Substances						
部件名称 Parts Name	铅 (Pb)	汞 (Hg)	镉 (Cd)	六价铬 (Cr(VI))	多溴联苯 (PBB)	多溴二苯醚 (PBDE)
塑料/其它部件 Plastic/Others parts	0	0	0	0	0	0
金属部件 Metal parts	X	0	0	0	0	0

本表格依据 SJ/T 11364 的规定编制。

0 = 表示该有害物质在该部件所有均质材料中的含量均在 GB/T 26572 规定的限量要求以下。

X = 表示该有害物质至少在该部件的某一均质材料中的含量超出 GB/T 26572 规定的限量要求。

表中标有 "X" 的所有部件均符合欧盟 RoHS Recast 法规 65/2011/EU 指令。

此表显示“罗技科技有限公司”的电子电气产品部件中何处存在这些有害物质。请注意，并非内装产品都包含上述所有部件。

注：环保使用期限的参考标准，取决于产品正常工作的温度和湿度等条件。





[Logitech.com/support/x50](http://Logitech.com/support/x50)

© 2015 Logitech. Logitech, Logi and other Logitech marks are owned by Logitech and may be registered. The *Bluetooth*® word mark and logos are registered trademarks owned by Bluetooth SIG, Inc. and any use of such marks by Logitech is under license. All other trademarks are property of their respective owners. Made in China.

版权所有 © 2015 年罗技。罗技、Logi 和其他罗技商标均归罗技所有，并或已注册。蓝牙™ 文字商标和标志为 Bluetooth SIG, Inc. 所有的注册商标，罗技对此类商标和标志的所有使用均已获得授权。所有其它商标均是各自所有者的财产。中国制造。

621-000626.002