



SIMPLE CONTENT SHARING FOR EVERY ROOM.



Logitech Screen Share

Logitech® Screen Share adds easy, wired content sharing to any dedicated conference room computer. Simply connect a laptop or tablet via HDMI to start sharing: there's no need to install software, enter a passcode, or even connect to the Internet. In-room participants can easily take turns plugging in their devices to stream content without any interruptions.

Powered by a HDMI capture device and companion application for the conference room computer, Screen Share projects content on the in-room display, where it can be seen by others and shared into any meeting or video conferencing service. For devices without an HDMI output, simply connect a suitable adapter. This lets you share from most devices, including smartphones, tablets, cameras, and media players.

Screen Share combines a familiar plug-and-present workflow with rock-solid reliability and responsive performance. Packing advanced technology in a hideaway package, Screen Share is a snap to install, simple to use, and affordable enough to deploy in every conference room.

PRODUCT SPECIFICATIONS

Screen Share Capture Device

Part #: 939-001553
UPC: 097855135933

PRODUCT DIMENSIONS + WEIGHT

Dimensions

14.2 mm x 24.7 mm x 83 mm
0.56" x 0.97" x 3.27"
30g/1.1 oz

Cable Length

250 mm/9.84"

INSIDE THE BOX

Screen Share Device
Documentation
Hook-and-loop fastener
Cable management mounts

TECHNICAL SPECIFICATIONS

1080p HD video at up to 30 frames per second video + audio over HDMI

Input/Output

Input: HDMI 1.4a and higher
Output: USB3.0 or USB2.0

Other

Powered over USB
Status LED

Performance

Input: 1280 x 720 (720p) or 1920 x 1080 (1080p), up to 60 fps
Output: 1920 x 1080 (1080p) at 30 fps
Audio: 48 KHz/16-bit PCM

SYSTEM REQUIREMENTS

Windows® 7, Windows 8.1 or Windows 10
Mac OS X® 10.10 or higher

WARRANTY

2-year limited hardware warranty

LOGITECH SCREEN SHARE

Input Device

Logitech Screen Share
Dedicated PC*
(ConferenceCam)

In-Room Display

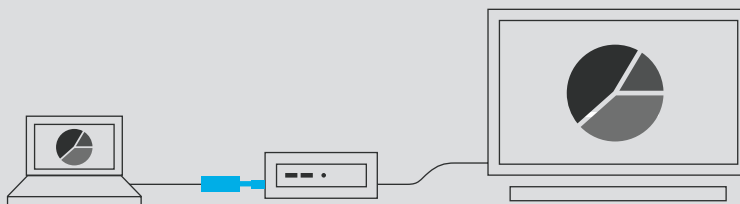
INSTANT SHARING

Simply connect and present from your laptop, smartphone or tablet.

No more checking and rechecking the meeting ID or pairing code.

No more fumbling with input sources and remote controls.

No software installations or internet connection required, just plug and go.

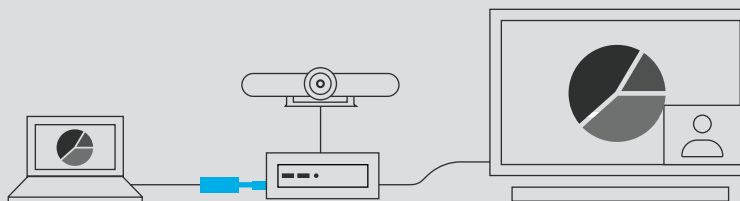


SHARE TO VIDEO MEETINGS

Logitech Screen Share works with Zoom, Skype for Business, WebEx, BlueJeans, and other meeting services that support content sharing.

The in-room ConferenceCam remains active, so presenters can share content and be seen and heard at the same time.

The Screen Share Application runs on the in-room computer (Windows or Mac) for easy sharing into online meetings.

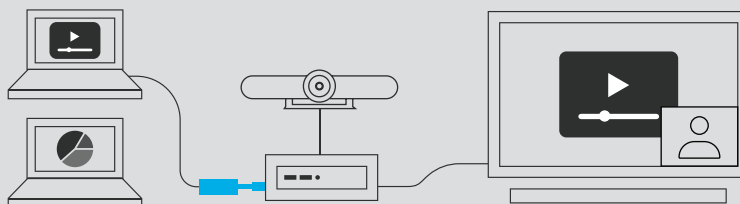
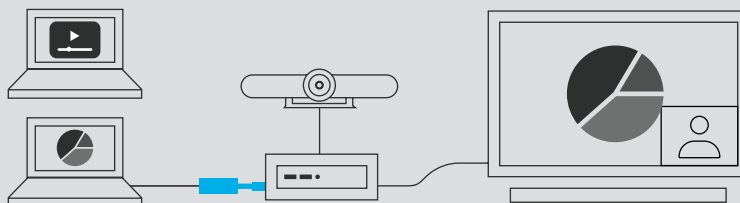


JUST PASS AND CONNECT

It's easy to take turns as presenters without delays or disruption.

Simply unplug the HDMI cable from one device and pass it to the next presenter.

Logitech Screen Share automatically recognizes the new HDMI connection and displays the shared content.



*The Logitech Screen Share Application runs on the in-room computer and can be downloaded from www.logitech.com/support/screenshareapp.