
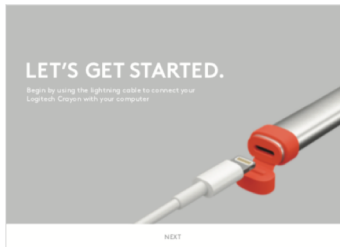


Updating your Logitech Crayon's software is easy

Updating the iOS on your iPad may affect your experience with Crayon. If you notice changes in functionality, download the Logitech Crayon software update at <https://support.Logitech.com/product/crayon/downloads>



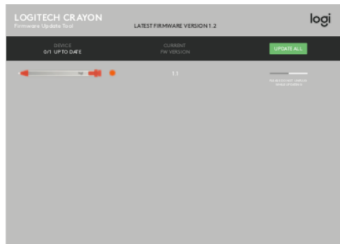
Open the app by double-clicking on the downloaded file.



Once you open the app, you will be prompted to connect Logitech Crayon to your computer via Lightning cable.



When your Logitech Crayon is connected and the light on the unit is green, click 'UPDATE.'



Your Logitech Crayon will begin updating and a status bar will appear to the right of the screen on the app. The light on the unit will be orange. Please do not disconnect your Logitech Crayon at this time.



When your Logitech Crayon is fully updated, the app will notify you and the light on your Logitech Crayon will be green. Click 'CLOSE' and then unplug your Logitech Crayon.



There is no limit to the number of Crayons you can connect at one time using a hub and the appropriate number of Lightning cables.



The app can update up to 8 Crayons at a time. Each update lasts approximately 2 minutes.

Software update available for Mac OS X 10.10.x, Mac OS X 10.11.x, Mac OS X 10.12.x and Windows 10 computers.

For additional support, please visit:
https://support.logitech.com/en_us/contact-support?pid=a0o5A00000BgIkAQAV