G412 SE MECHANICAL GAMING KEYBOARD

G412 SE 机械游戏键盘

Complete Setup Guide

设置指南



logitech 罗技

CONTENTS

English 3

简体中文 5

G412 SE MECHANICAL GAMING KEYBOARD

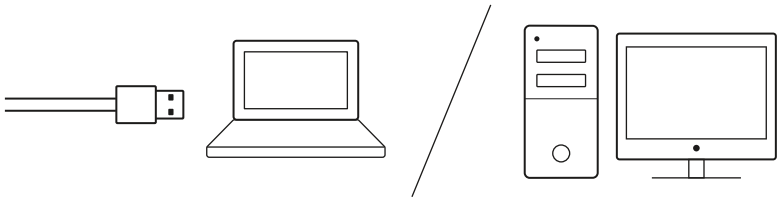

logitech.com/support/G413SE

SHORTCUT KEYS



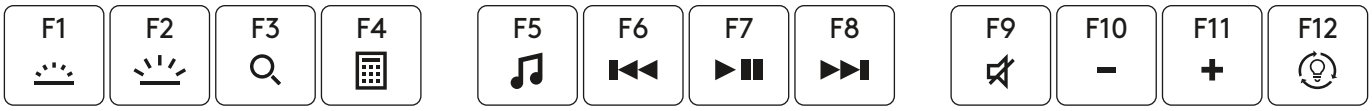



LOCKING WINDOWS KEY

FN + ⊞ = to lock/unlock the Windows® key



LIGHTING PATTERNS

FN + F12 = Change lighting patterns
Five onboard patterns

1. Static max brightness
2. Serpent
3. Reactive
4. Random Lights
5. Breathing

FN + ▲ = Increases pattern speed

FN + ▼ = Decreases pattern speed



© 202 1Logitech. Logitech, Logitech G and the Logitech and Logitech G logos are trademarks or registered trademarks of Logitech Europe S.A. and/or its affiliates in the U.S. and other countries. All other trademarks are the property of their respective owners. Logitech assumes no responsibility for any errors that may appear in this manual.Information contained herein is subject to change without notice.

G412 SE 机械
游戏键盘

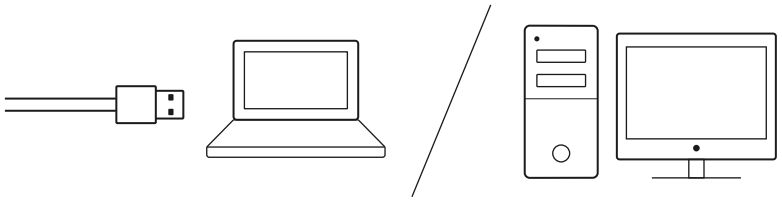

logitech.com/support/G413SE

快捷键

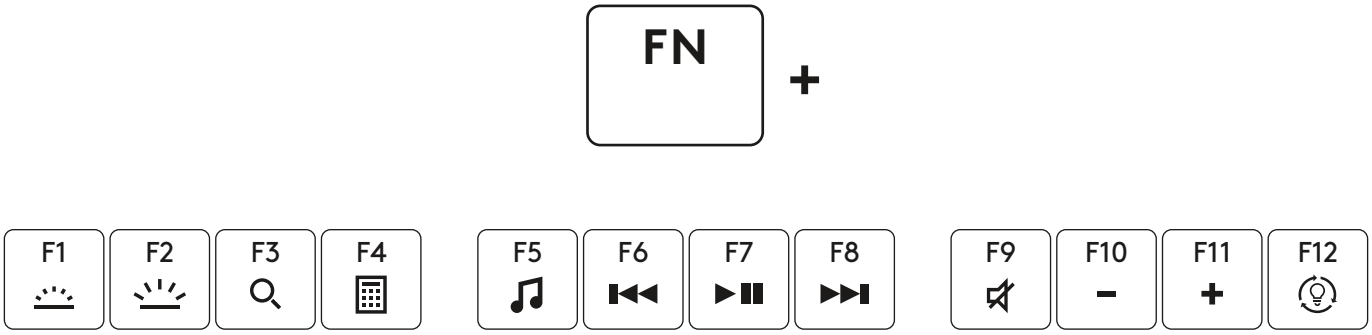



锁定 WINDOWS 键

FN + = 锁定/解锁 Windows® 键



灯光模式

FN + F12 = 改变灯光模式
五种板载模式

1. 静态最高亮度
2. 贪吃蛇
3. 反应
4. 随机灯光
5. 呼吸灯

FN + ▲ = 提高光效变化速度

FN + ▼ = 降低光效变化速度



版权所有 © 2021 罗技。罗技、罗技 G、Logitech、Logitech G 及其各自标志为罗技欧洲公司和/或其在美国及其他国家/地区附属公司的商标，并或已注册。所有其它商标均是其各自所有者的财产。对于本手册中可能出现的任何错误，罗技不承担任何责任。本资料包含的信息如有更改，恕不另行通知。

WEB-621-002095 003